

Features

- * LOW CURRENT REQUIREMENTS
- * HIGH LIGHT OUTPUT
- * RELIABLE AND RUGGED
- * IC COMPATIBLE

Absolute Maximum Ratings at $T_A=25^\circ\text{C}$

REVERSE VOLTAGE (<math><100 \mu\text{A}</math>)	4.0V
D.C. FORWARD CURRENT	30mA
PULSE CURRENT (1/10 DUTY CYCLE, 0.1 ms PULSE WIDTH)	100 mA
OPERATING TEMPERATURE RANGE	-25°C TO +85°C
STORAGE TEMPERATURE RANGE	-25°C TO +100°C
LEAD SOLDERING TEMP. (1.6mm FROM BODY)	260°C FOR 5 SEC.

Electrical/Optical Characteristics at $T_A=25^\circ\text{C}$

PART NUMBER	LED CHIP		LENS COLOR	WAVELENGTH TYP. $I_f @ 20\text{mA}$ (nm)		FORWARD VOLTAGE @20mA(V)		LUMINOUS INTENSITY @20mA(mcd)		VIEW ANGLE $2\theta_{1/2}$ (deg)
	MATERIAL	EMITTING COLOR		λ_p	λ_d	TYP.	MAX.	MIN.	TYP.	
LT1873-83-UR-P22	GaAlAs	DDH RED	W.C.	660 ± 5	643 ± 5	1.9	2.4	800	1400	25

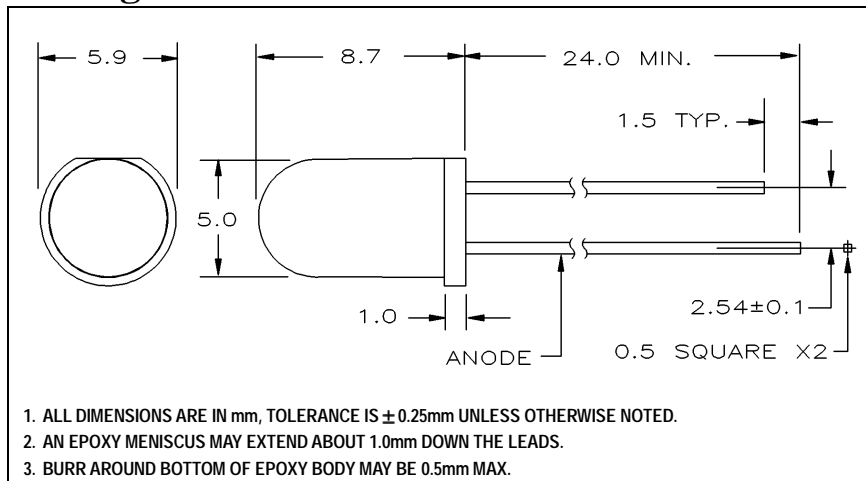
(1) LENS COLOR

W.C....WATER CLEAR

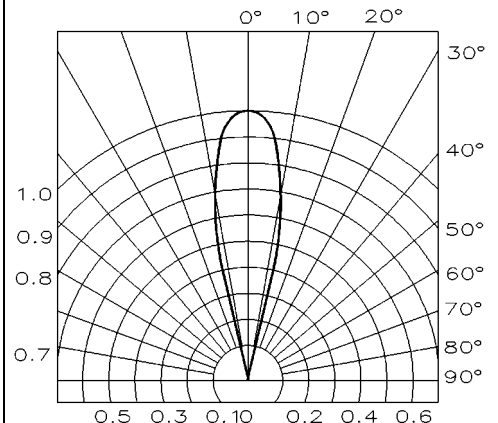
(2) SPECIFICATIONS ARE SUBJECT TO CHANGE WITHOUT NOTICE.

(3) ALL ABOVE COMPONENTS ARE CONSIDERED . DEVIATIONS FROM STATED SPECIFICATIONS WILL REQUIRE A NEW PART NUMBER BE ASSIGNED .

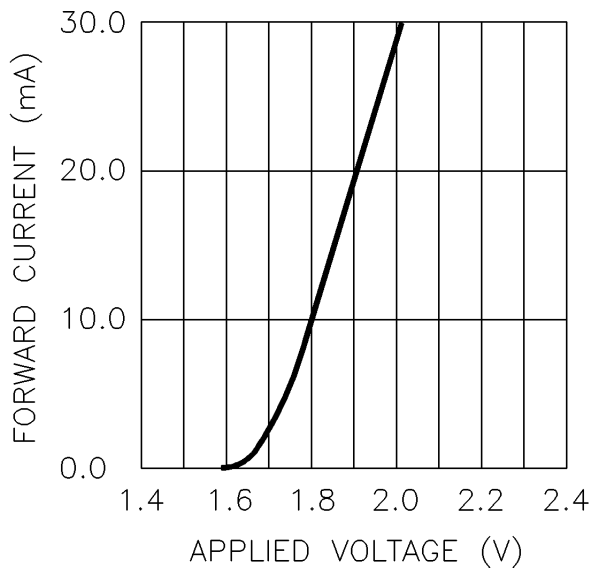
Package Dimensions



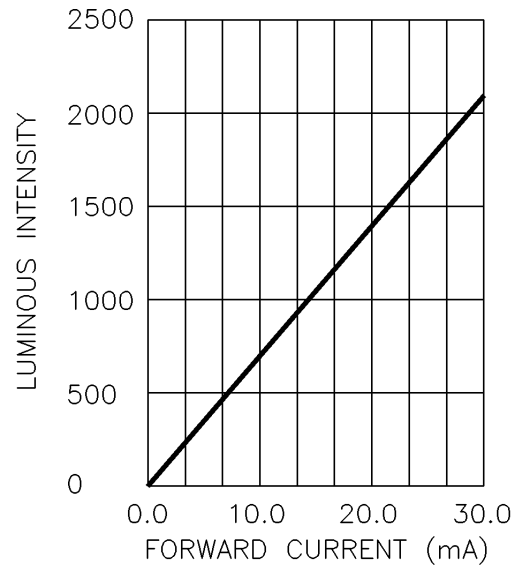
Radiation Pattern



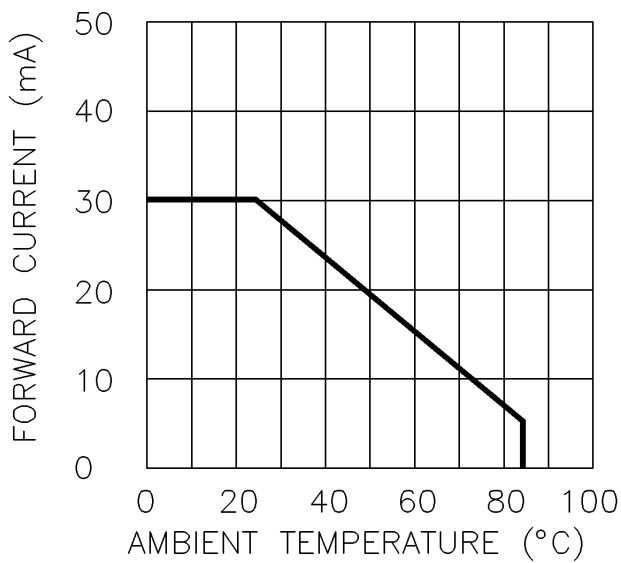
Forward Current vs. Applied Voltage



Luminous Intensity vs. Forward Current



Forward Current vs. Ambient Temperature



Relative Intensity vs. Wavelength

