

Preliminary



BZX85C SERIES

1.3 Watts Zener Diode

DO-41

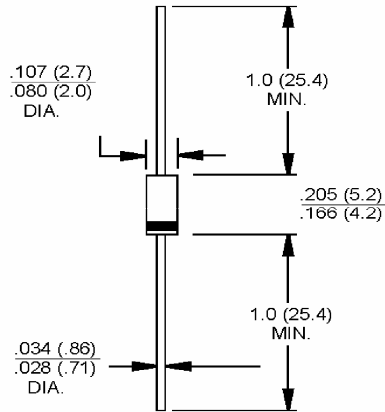


Features

- ◇ Silicon Planar Power Zener Diodes
- ◇ For use in stabilizing and clipping circuits with high power rating
- ◇ The Zener voltages are graded according to the international E24 standard. Replace suffix "C"
- ◇ Hermetically sealed by glass sleeve body

Mechanical Data

- ◇ Case: Glass sleeve DO-41
- ◇ Lead: Axial leads, solderable per MIL-STD-202, Method 2025
- ◇ Polarity: Color band denotes cathode end
- ◇ Mounting position: Any
- ◇ Weight: 310 mg (approx.)



Dimensions in inches and (millimeters)

Maximum Ratings and Electrical Characteristics

Rating at 25°C ambient temperature unless otherwise specified.

Maximum Ratings

Type Number	Symbol	Value	Units
Power Dissipation (Note 1)	P _d	1.3	W
Thermal Resistance Junction to Ambient Air (Note 1)	R _{θJA}	130	°C /W
Operating and Storage Temperature Range	T _J , T _{STG}	-55 to + 175	°C

Notes: 1. Measured with pulses tp=5ms

2. Valid Provided that Lead are Kept at Ambient Temperature at a distance of 10 mm from case..

3. f = 1KHz.

RATINGS AND CHARACTERISTIC CURVES (BZX85C SERIES)

FIG.1- PULSE THERMAL RESISTANCE VS PULSE DURATION

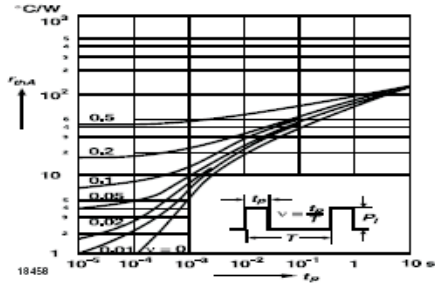


FIG.2- DYNAMIC RESISTANCE VS ZENER CURRENT

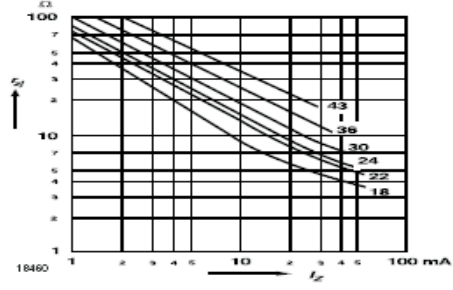


FIG.3- DYNAMIC RESISTANCE VS ZENER CURRENT

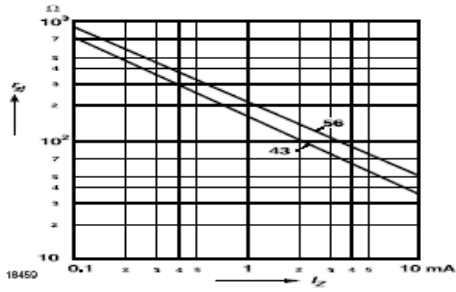


FIG.4- THERMAL RESISTANCE VS LEAD LENGTH

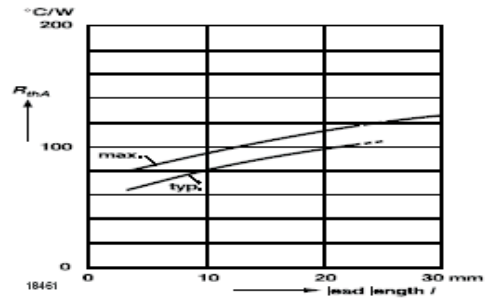


FIG.5- ADMISSIBLE POWER DISSIPATION VS AMBIENT TEMPERATURE

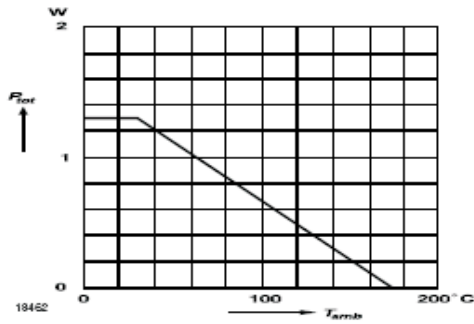
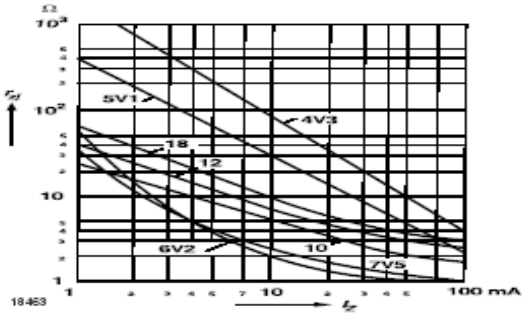


FIG.6- DYNAMIC RESISTANCE VS ZENER CURRENT



RATINGS AND CHARACTERISTIC CURVES (BZX85C SERIES)

FIG.7- BREAKDOWN CHARACTERISTICS

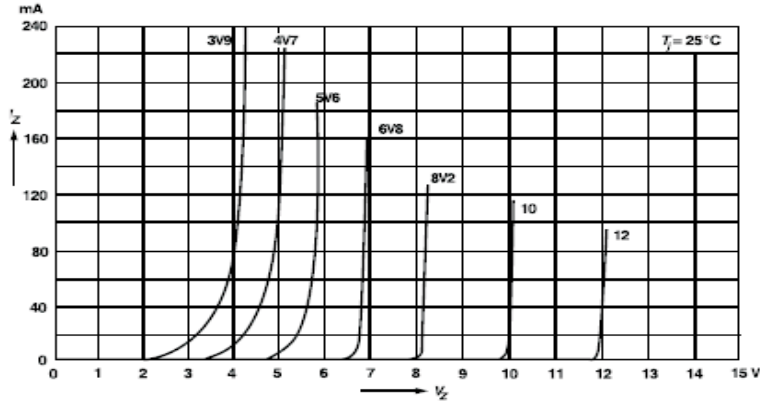
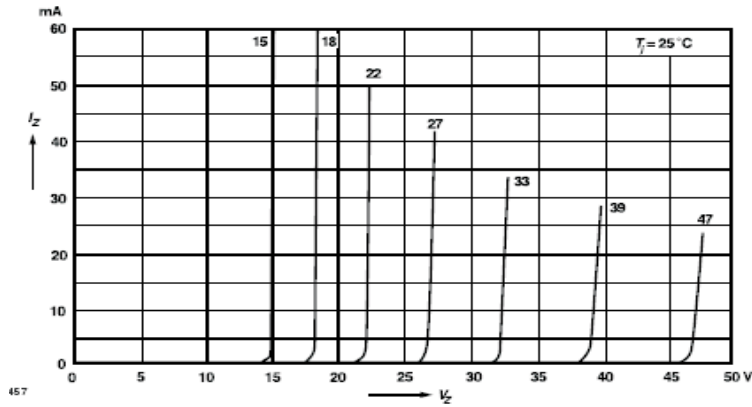


FIG.8- BREAKDOWN CHARACTERISTICS



ELECTRICAL CHARACTERISTICS (TA=25°C unless otherwise noted)

Device	Zener Voltage Range (Note 1)		Dynamic Resistance				Temperature Coefficient of Zener Voltage		Reverse Leakage Current		Admissible Zener Current (Note 2)
	V _Z @ I _{ZT}		f _{ZT}	I _{ZT}	f _{ZT}	I _{ZK}	V _Z @ I _Z =I _{ZT}		I _R	V _R	
	V		(Note 3)		(Note 3)		% / °C				
	Min	Max	Ohm	mA	Ohms	mA	Min	Max	uA	V	
BZX85C2V7	2.5	2.9	<20	80	<400	1	-0.08	-0.05	<150	1.0	360
BZX85C3V0	2.8	3.2	<20	80	<400	1	-0.08	-0.05	<100	1.0	330
BZX85C3V3	3.1	3.5	<20	80	<400	1	-0.08	-0.05	<40	1.0	300
BZX85C3V6	3.4	3.8	<20	60	<500	1	-0.08	-0.05	<20	1.0	290
BZX85C3V9	3.7	4.1	<15	60	<500	1	-0.07	-0.02	<10	1.0	280
BZX85C4V3	4	4.6	<13	50	<500	1	-0.05	0.01	<3	1.0	250
BZX85C4V7	4.4	5.0	<13	45	<600	1	-0.03	0.04	<3	1.0	215.0
BZX85C5V1	4.8	5.4	<10	45	<500	1	-0.01	0.04	<1	1.5	200.0
BZX85C5V6	5.2	6	<7	45	<400	1	0	0.045	<1	2.0	190.0
BZX85C6V2	5.8	6.6	<4	35	<300	1	0.01	0.055	<1	3.0	170.0
BZX85C6V8	6.4	7.2	<3.5	35	<300	1	0.015	0.06	<1	4.0	155.0
BZX85C7V5	7	7.9	<3	35	<200	0.5	0.02	0.065	<1	4.5	140.0
BZX85C8V2	7.7	8.7	<5	25	<200	0.5	0.03	0.07	<1	6.2	130.0
BZX85C9V1	8.5	9.6	<5	25	<200	0.5	0.035	0.075	<1	6.8	120.0
BZX85C10	9.4	10.6	<7	25	<200	0.5	0.04	0.08	<0.5	7.5	105.0
BZX85C11	10.4	11.6	<8	20	<300	0.5	0.045	0.08	<0.5	8.2	97.0
BZX85C12	11.4	12.7	<9	20	<350	0.5	0.045	0.085	<0.5	9.1	88.0
BZX85C13	12.4	14.1	<10	20	<400	0.5	0.05	0.085	<0.5	10	79.0
BZX85C15	13.8	15.6	<15	15	<500	0.5	0.055	0.09	<0.5	11	71.0
BZX85C16	15.3	17.1	<15	15	<500	0.5	0.055	0.09	<0.5	12	66.0
BZX85C18	16.8	19.1	<20	15	<500	0.5	0.06	0.09	<0.5	13	62.0
BZX85C20	18.8	21.2	<24	10	<600	0.5	0.06	0.09	<0.5	15	56.0
BZX85C22	20.8	23.3	<25	10	<600	0.5	0.06	0.095	<0.5	16	52.0
BZX85C24	22.8	25.6	<25	10	<600	0.5	0.06	0.095	<0.5	18	47.0
BZX85C27	25.1	28.9	<30	8	<750	0.25	0.06	0.095	<0.5	20	41.0
BZX85C30	28	32	<30	8	<1000	0.25	0.06	0.095	<0.5	22	36.0
BZX85C33	31	35	<35	8	<1000	0.25	0.06	0.095	<0.5	24	33.0
BZX85C36	34	38	<40	8	<1000	0.25	0.06	0.095	<0.5	27	30.0
BZX85C39	37	41	<50	6	<1000	0.25	0.06	0.095	<0.5	30	28.0
BZX85C43	40	46	<50	6	<1000	0.25	0.06	0.095	<0.5	33	26.0
BZX85C47	44	50	<90	4	<1500	0.25	0.06	0.095	<0.5	36	23.0
BZX85C51	48	54	<115	4	<1500	0.25	0.06	0.095	<0.5	39	21.0
BZX85C56	52	60	<120	4	<2000	0.25	0.06	0.095	<0.5	43	19.0

Notes: 1. Valid provided that device terminals are kept at ambient temperature.

2. Tested with pulses, 300us pulse width, period = 5ms.

3. f = 1KHz.