



*SPECIFICATION FOR LED LAMP*

*PART NO. : LT6321-41-HE-EE1*

*2.9mm ROUND TYPE*

Approved by: *Fang Po Wang*      Prepared by: *Tammy*

*LEDTECH ELECTRONICS CORPORATION*

5TH FL,NO.542-5,CHUNG CHENG ROAD,  
HSIN-TIEN CITY,TAIWAN.

TEL : 886-2-22186891

FAX : 886-2-22181222,22182894



## 2.9mm ROUND TYPE

**PART NO. : LT6321-41-HE-EE1**

Page : 1/4

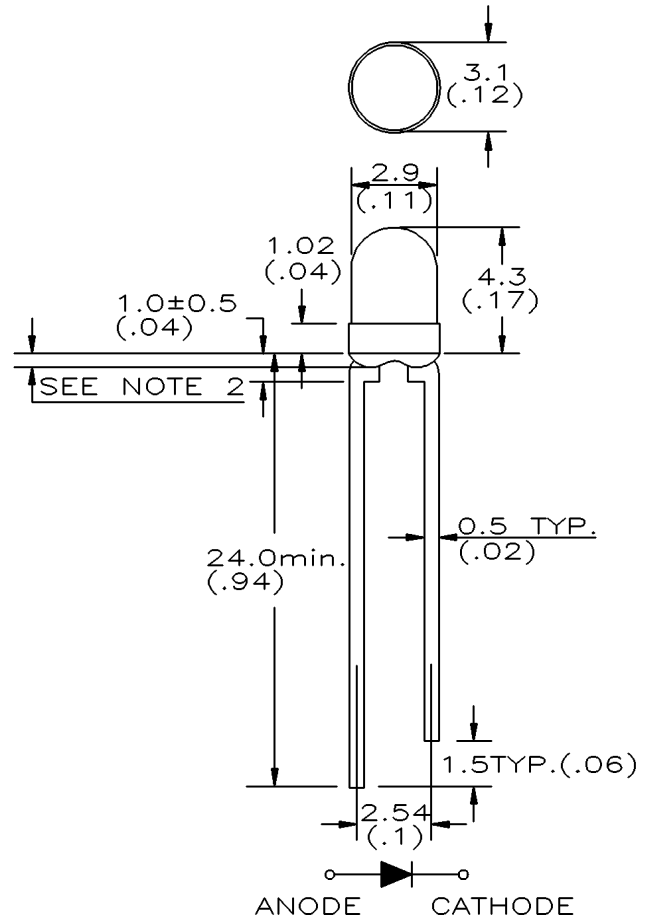
### Features

- \* High intensity
- \* Reliable and rugged
- \* Low current requirement
- \* IC compatible

### Description

The green lamps are made with GaP chips and green diffused epoxy resin.

### Package Dimensions



Notes :

1. All dimensions are in millimeters (inches).
2. Protruded resin under flange is 1.0mm (.04" ) max.
3. Tolerance is  $\pm 0.25\text{mm}$  (0.01" ) unless otherwise noted.

Part No.	Led Chip		Lens Color
	Material	Emitting Color	
LT6321-41-HE-EE1	GaP	Green	Green Diffused



## 2.9mm ROUND TYPE

**PART NO. : LT6321-41-HE-EE1**

Page : 2/4

### Absolute Maximum Ratings at Ta=25°C :

Parameter	Symbol	Rating	Unit
Power Dissipation	Pd	72	mW
Reverse Voltage	Vr	5	V
D.C. Forward Current	If	30	mA
Peak Current (1/10 Duty Cycle,0.1ms pulse width)	If (Peak)	100	mA
Operating Temperature Range	Topr	-25 to +85	°C
Storage Temperature Range	Tstg	-40 to +100	°C
Lead Soldering Temp. (1.6mm from body) for 5 seconds		260	°C

### Electrical and Optical Characteristics :

Parameter	Symbol	Condition	Min.	Typ.	Max.	Unit
Luminous Intensity	Iv	If=20mA	38	65		mcd
Forward Voltage	Vf	If=20mA		2.1	2.4	V
Peak Wavelength	$\lambda p$	If=20mA		567		nm
Dominant Wavelength	$\lambda d$	If=20mA		572		nm
Reverse Current	Ir	Vr=5V			100	$\mu A$
Viewing Angle	$2\theta 1/2$	If=20mA		50		deg
Spectrum Line Halfwidth	$\Delta \lambda$	If=20mA		30		nm

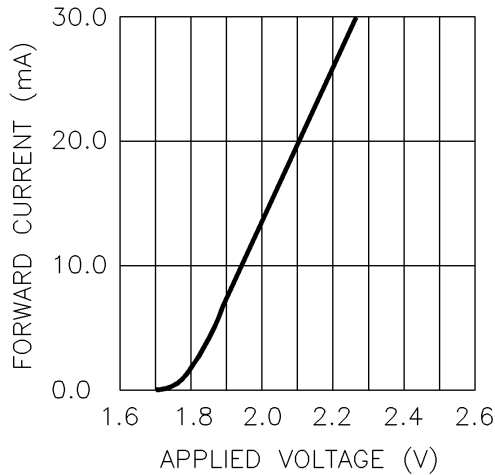


## 2.9mm ROUND TYPE

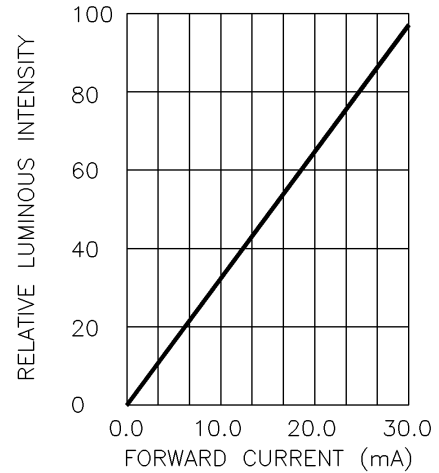
PART NO. : LT6321-41-HE-EE1

Page : 3/4

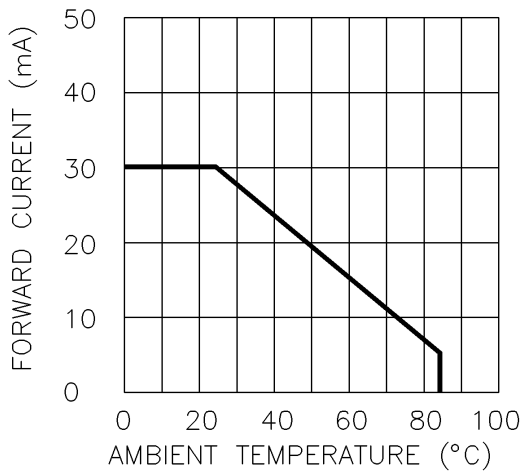
### Typical Electrical / Optical Characteristics Curves :



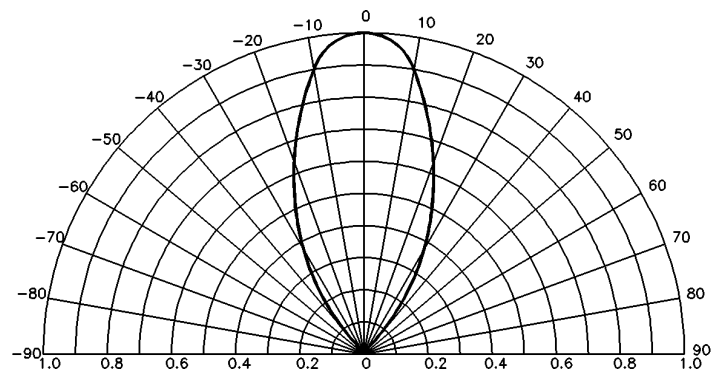
**Forward Current vs. Forward Voltage**



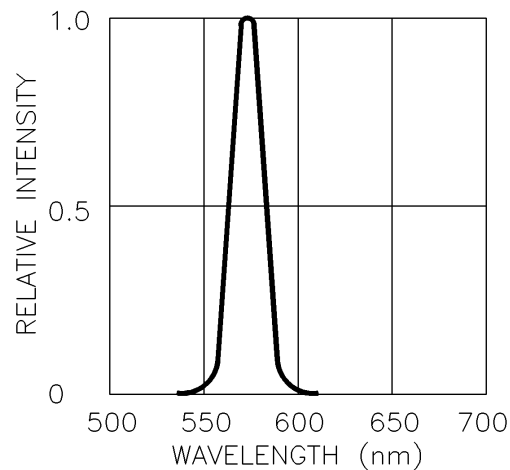
**Forward Current vs. Relative Luminous Intensity**



**Ambient Temperature vs. Forward Current**



**Radiation Diagram**



**Relative Intensity vs. Wavelength**



## 2.9mm ROUND TYPE

**PART NO. : LT6321-41-HE-EE1**

Page : 4/4

### Reliability Test Method :

Test Item	Test Condition	Duration Time
Operation Life	If=20mA / Ta=25°C	168 hrs
Storage at High Temperature	Ta=100°C	168 hrs
Storage at Low Temperature	Ta=-40°C	168 hrs
Storage at High Temperature/High Humidity	Ta=85°C / RH=85%	168 hrs
Operating at High Temperature	Ta=85°C / If=20mA	168 hrs
Operating at Low Temperature	Ta=-25°C / If=20mA	168 hrs
Thermal Shock	Ta/T=100°C/30min~ - 40°C/30min	10 cycles
Solderability	Tsol=260°C	5 sec

### Criteria for Judging The Damage :

Item	Symbol	Test Condition	Criteria for Judgment	
			Min.	Max.
Forward Voltage	Vf	If=20mA	---	Initial Data x1.1
Reverse Current	Ir	Vr=5V	---	100 $\mu$ A
Luminous Intensity	Iv	If=20mA	Initial Data x0.8	---

### Precautions :

If the lead is formed, the lead should be formed up to 5mm from the body of the device without forming stress to the resin. Soldering should be performed after lead forming.