

3-2199250-5 ✓ ACTIVE

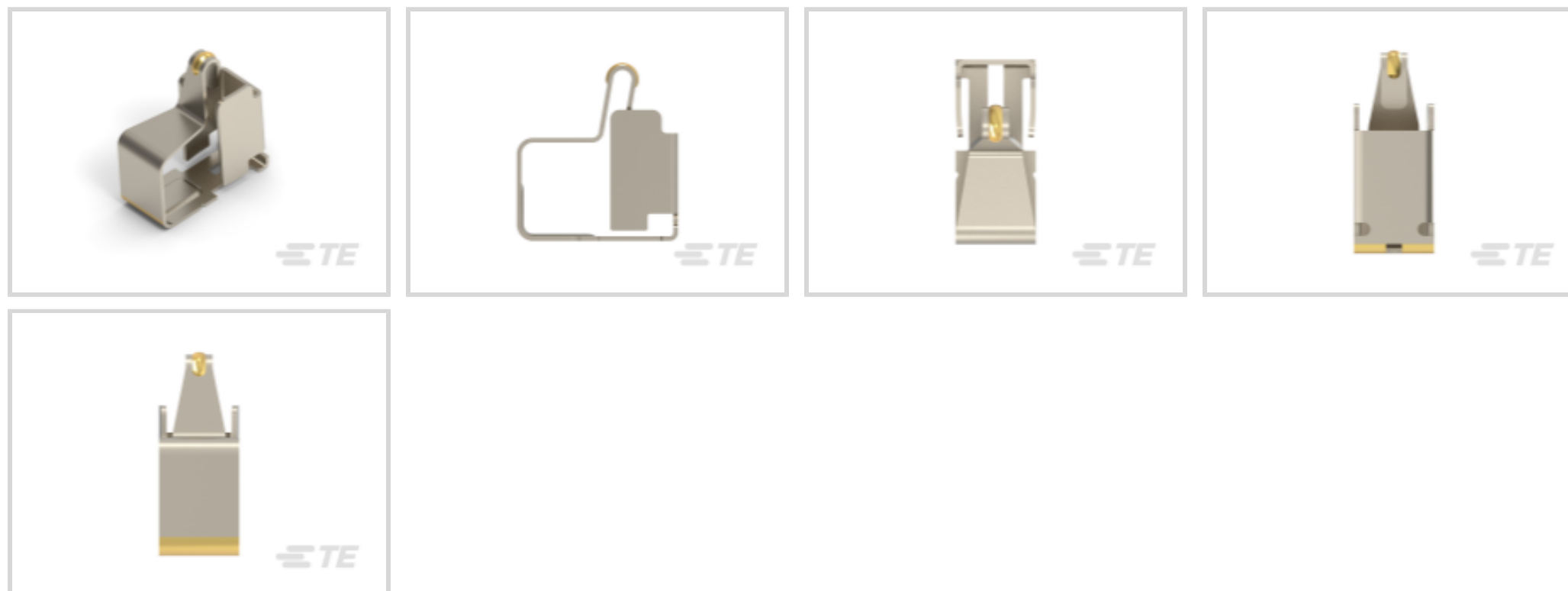
TE Internal #: 3-2199250-5

PCB Spring Contact, C-Clip, Scalable, Side Protected,
Uncompressed Height 3.8 mm [.15 in], Length 3.45 mm [.136 in],
Width 1.5 mm [.059 in]

[View on TE.com >](#)



Connectors > PCB Connectors > Board-to-Board Connectors > PCB Spring Contacts



Spring Finger Type: **C-Clip**

Scalable: **Yes**

Side Protected: **Yes**

Uncompressed Height: **3.8 mm [.15 in]**

Product Length: **3.45 mm [.136 in]**

Features

Product Type Features

| | |
|-----------------------------------|-----------------------|
| Spring Finger Type | C-Clip |
| Scalable | Yes |
| Connector System | Board-to-Board |
| Connector & Contact Terminates To | Printed Circuit Board |

Configuration Features

| | |
|---------------------|-----|
| Side Protected | Yes |
| Number of Positions | 1 |

Contact Features

| | |
|---|-----------------|
| Contact Underplating Material | Nickel |
| PCB Contact Termination Area Plating Material | Gold |
| Contact Base Material | Copper Alloy |
| Contact Working Range (Low) | 2.9 mm[.114 in] |
| Contact Working Range (High) | 3.6 mm[.142 in] |
| Point of Contact Area Plating Material | Gold |



| | |
|------------------------------|-----|
| Contact Current Rating (Max) | 2 A |
|------------------------------|-----|

Dimensions

| | |
|---------------------|-------------------|
| Uncompressed Height | 3.8 mm [.15 in] |
| Product Length | 3.45 mm [.136 in] |
| Product Width | 1.5 mm [.059 in] |

Usage Conditions

| | |
|-----------------------------|----------------------------|
| Operating Temperature Range | -40 – 85 °C [-40 – 185 °F] |
|-----------------------------|----------------------------|

Operation/Application

| | |
|---------------------|--------|
| Circuit Application | Signal |
|---------------------|--------|

Packaging Features

| | |
|--------------------|-------------|
| Packaging Quantity | 3000 |
| Packaging Method | Tape & Reel |

Product Compliance

[For compliance documentation, visit the product page on TE.com>](#)

| | |
|---|---|
| EU RoHS Directive 2011/65/EU | Compliant |
| EU ELV Directive 2000/53/EC | Compliant |
| China RoHS 2 Directive MIIT Order No 32, 2016 | No Restricted Materials Above Threshold |
| EU REACH Regulation (EC) No. 1907/2006 | Current ECHA Candidate List: JAN 2023 (233) Candidate List Declared Against: JAN 2023 (233) Does not contain REACH SVHC |
| Halogen Content | Low Halogen - Br, Cl, F, I < 900 ppm per homogenous material. Also BFR/CFR/PVC Free |
| Solder Process Capability | Reflow solder capable to 260°C |

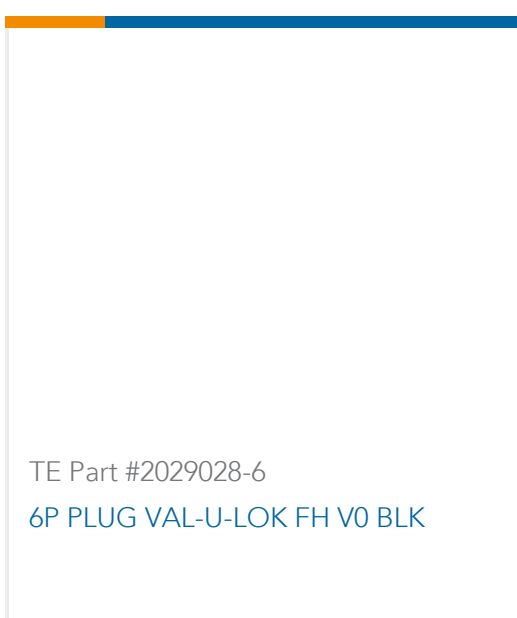
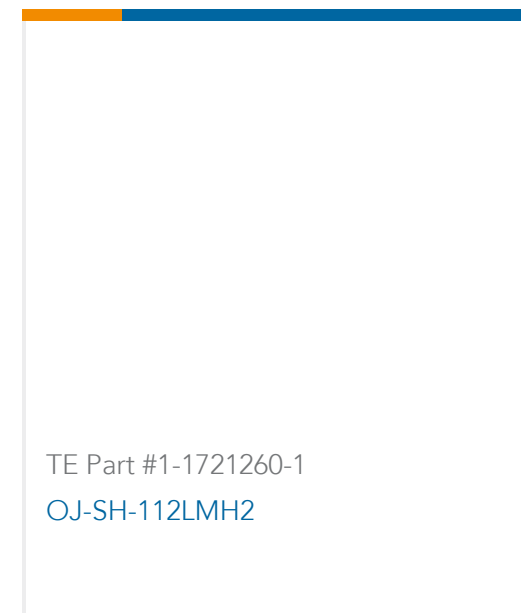
Product Compliance Disclaimer

This information is provided based on reasonable inquiry of our suppliers and represents our current actual knowledge based on the information they provided. This information is subject to change. The part numbers that TE has identified as EU RoHS compliant have a maximum concentration of 0.1% by weight in homogenous materials for lead, hexavalent chromium, mercury, PBB, PBDE, DBP, BBP, DEHP, DIBP, and 0.01% for cadmium, or qualify for an exemption to these limits as defined in the Annexes of Directive 2011/65/EU (RoHS2). Finished electrical and electronic equipment products will be CE marked as required by Directive 2011/65/EU. Components may not be CE marked. Additionally, the part numbers that TE has identified as EU ELV compliant have a maximum concentration of 0.1% by weight in homogenous materials for lead, hexavalent chromium, and mercury, and 0.01% for cadmium, or qualify for an exemption to these limits as defined in the Annexes of Directive 2000/53/EC (ELV). Regarding the REACH Regulation, the information TE provides on SVHC in articles for this part number is based on the latest European Chemicals Agency (ECHA) 'Guidance on requirements for substances in articles' posted at this URL: <https://echa.europa.eu/guidance-documents/guidance-on-reach>

Compatible Parts



Customers Also Bought



Documents

Product Drawings

TYPE C 3.8H SPRING FINGER

English

CAD Files

3D PDF



3D

Customer View Model

[ENG_CVM_CVM_3-2199250-5_A1.2d_dxf.zip](#)

English

Customer View Model

[ENG_CVM_CVM_3-2199250-5_A1.3d_igs.zip](#)

English

Customer View Model

[ENG_CVM_CVM_3-2199250-5_A1.3d_stp.zip](#)

English

By downloading the CAD file I accept and agree to the [Terms and Conditions](#) of use.

Product Specifications

English

Product Environmental Compliance

[MD_3-2199250-5_05032017042_dmtec](#)

English

[MD_3-2199250-5_05032017042_dmtec](#)

English