

EHS SERIES HALF PITCH SMT TYPE, THE LOWEST PROFILE DIP SWITCH

FEATURES

- Standard 0.05" integrated circuit pitch.
- Smaller size makes better heat convection during PC board wave soldering.
- Top tape sealed to withstand wave soldering, board washing.
- All plastics are UL 94V-0 grade fire retardant.
- Gold plated contact to ensure low contact resistance and long mechanical life.



SPECIFICATIONS

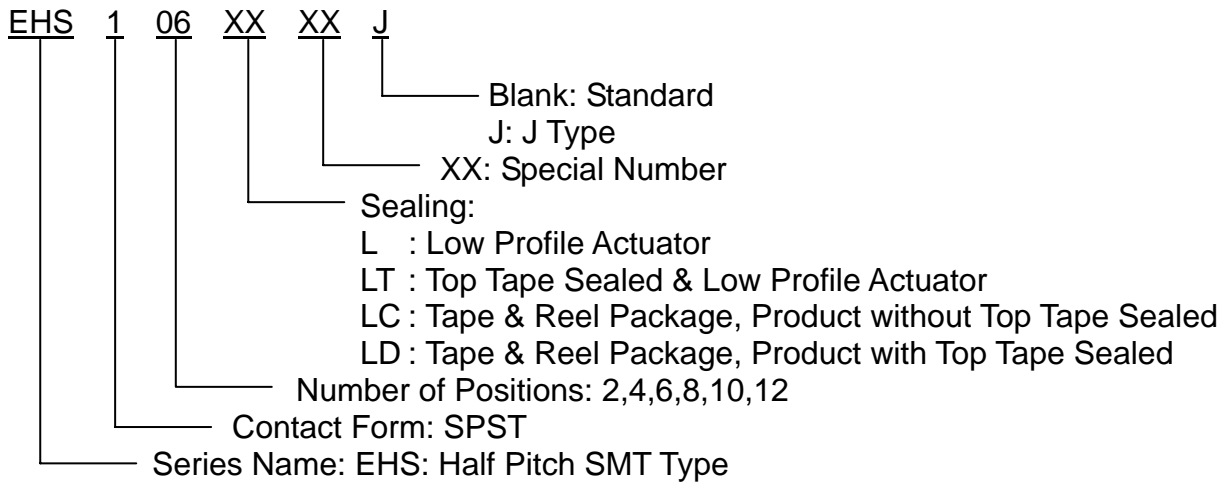
1.ELECTRICAL

● Contact rating	
switching	25mA, 24VDC
non-switching	100mA
● Contact resistance	100m Max.
● Insulation resistance	500M Min. at 100VDC
● Dielectric strength	300VAC Min. for 60 seconds
● Capacitance between adjacent switches	5pF Max.

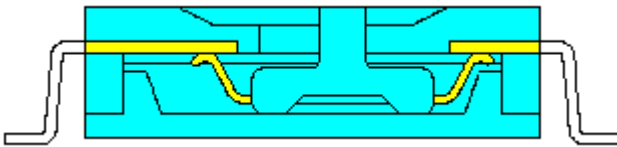
2.MECHANICAL and ENVIRONMENTAL

● Temperature rating	
operation	-25 ~+70
storage	-40 ~+85
● Operation force	800g Max.
● Mechanical life	1000 operations
● Humidity	95% RH, 40 for 96Hrs.
● Vibration	10Hz-55Hz-10Hz for 6Hrs.
● Reflow soldering (reference only)	

PART NUMBERING SYSTEM




CONSTRUCTION



OPTIONS

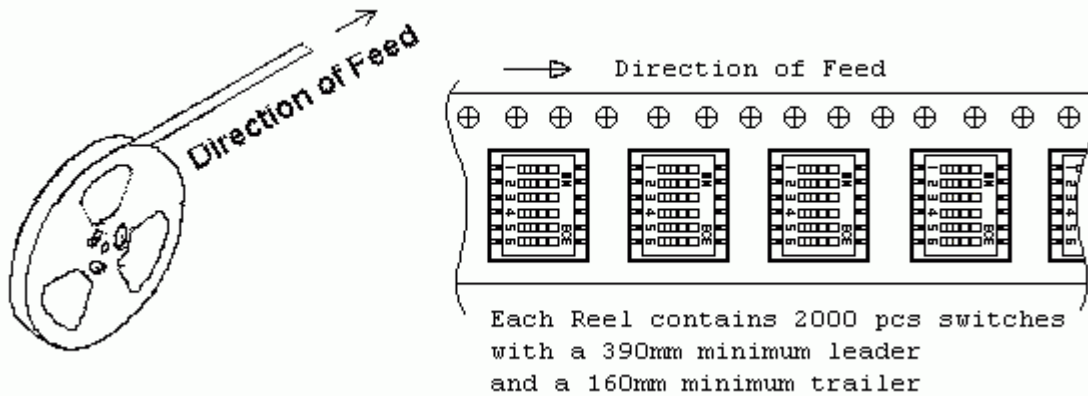
1.Special marking and case color available

2.Top Tape Sealed



PACKAGING

1. Tape & Reel Packaging (Per EIA STANDARD)
2. For 2 Poles, Tape & Reel Package only



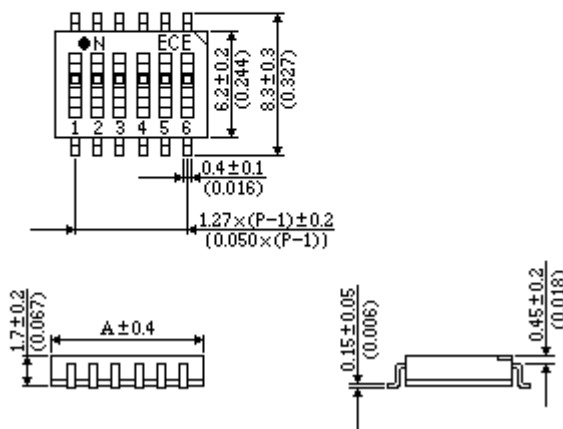
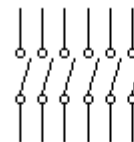
DIMENSIONS AND CIRCUITRY UNIT:mm(inch)

DIMENSION A

Positions	2	4	6	8	10	12
A	3.70 (0.146)	6.20 (0.244)	8.75 (0.234)	11.30 (0.445)	13.80 (0.543)	16.35 (0.644)

Unit:mm(inch)

CIRCUIT DIAGRAM



P.C.B. LAYOUT (TOP VIEW)

