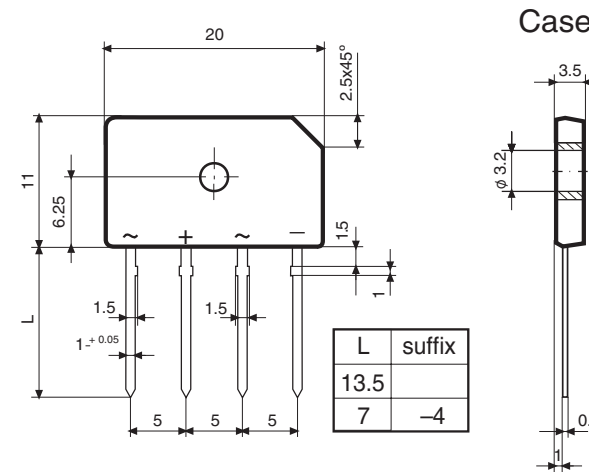


1.5 Amp. Glass Passivated Bridge Rectifier

<p>Dimensions in mm.</p>  <p>Plastic Case</p> <p>• Mounting Instructions</p> <ul style="list-style-type: none"> • High temperature soldering guaranteed: 260 °C – 10 sc. • Recommended mounting torque: 8 Kg.cm. 	<p>Voltage 100 to 1000 V.</p> <p>Current 1.5 A.</p> <p>HYPERECTIFIER®</p> <ul style="list-style-type: none"> • Glass Passivated Junction Chips. • UL recognized under component index file number E320541. • Lead and polarity identifications. • Case: Molded Plastic. • Ideal for printed circuit board (P.C.B.). • The plastic material carries U/L recognition 94 V-O.
--	---

Maximum Ratings, according to IEC publication No. 134

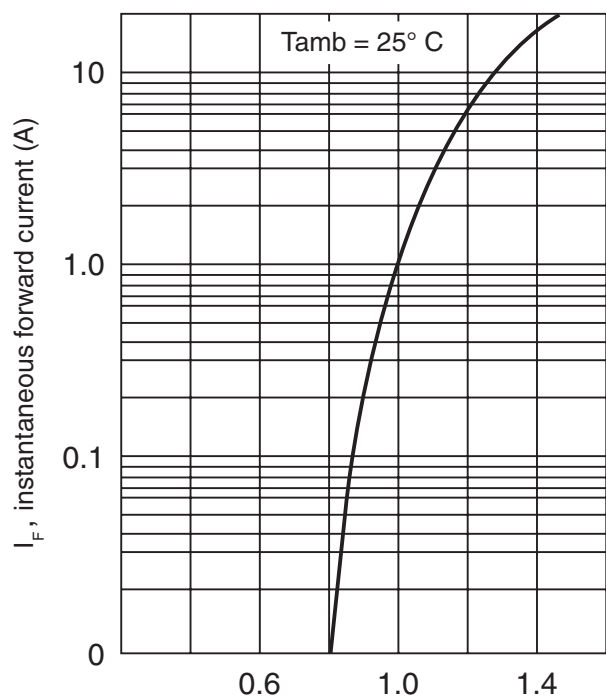
		FBI1.5B 5S2	FBI1.5D 5S2	FBI1.5F 5S2	FBI1.5J 5S2	FBI1.5L 5S2	FBI1.5M 5S2
V_{RR}	Peak Recurrent Reverse Voltage (V)	100	200	300	600	900	100
V_{RM}	Maximum RMS Voltage (V)	70	140	210	420	630	700
V	Recommended Input Voltage (V)	40	80	125	250	380	500
$I_{F(AV)}$	Max. Average forward current with heatsink without heatsink	4.0 A at 65 °C 1.5 A at 25 °C					
I_{FRM}	Recurrent peak forward current	10 A					
I_{FSM}	10 ms. peak forward surge current	50 A					
I^2t	I^2t value for fusing (t = 10 ms)	12 A ² sec					
V_{DI}	Dielectric strength (terminals to case, AC 1 min.)	1500 V					
T_j	Operating temperature range	– 40 to + 150 °C					
T_{stg}	Storage temperature range	– 40 to +150 °C					

Electrical Characteristics at Tamb = 25°C

V	Max. forward voltage drop per element at $I_F = 1$	1.1 V
I_R	Max. reverse current per element at V_{RRM}	5 μ A
R_{th}	MAXIMUM THERMAL Junction-Case. With Heatsink.	12 °C/W
R_{th}	Junction-Ambient. Without Heatsink.	45 °C/W

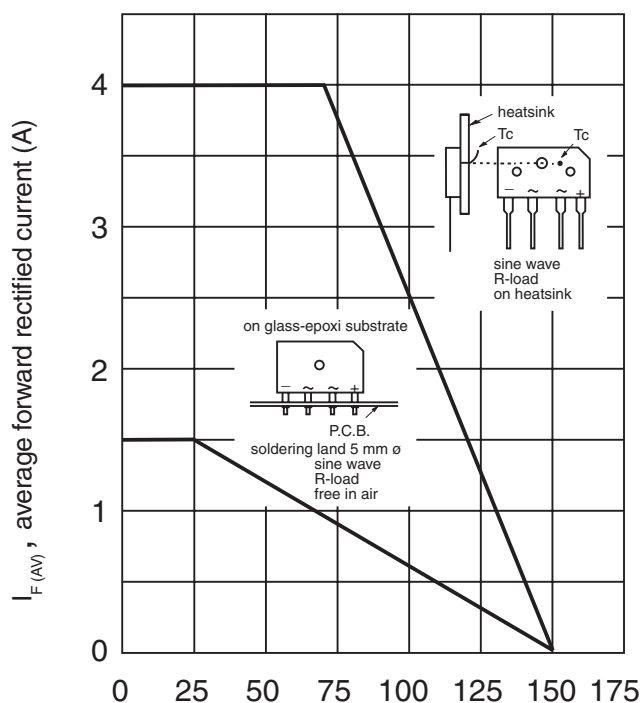
Characteristic Curves

TYPICAL FORWARD CHARACTERISTIC



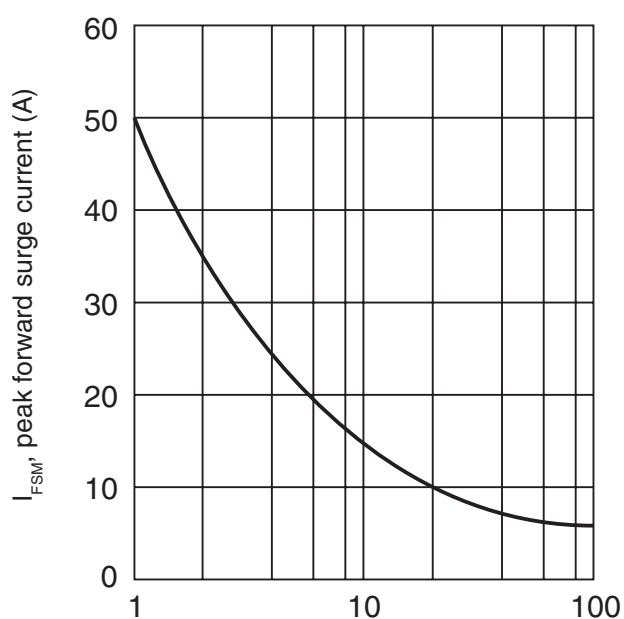
V_F , instantaneous forward voltage (V)

FORWARD CURRENT DERATING CURVE



T_{amb} , ambient temperature ($^\circ\text{C}$)

MAXIMUM NON-REPETITIVE PEAK FORWARD SURGE CURRENT



Number of cycles at 50 Hz.