


**EPH/EPG/EPS SERIES
EDGE ACTUATED TYPE**



EPH
Housing Height 5mm Only!!

FEATURES

- Edge actuated type (Piano Type) easy setting on closely racked PCB.
- Tactile response is performed directly by larger contact pressure to ensure stable contact.
- All plastics are UL 94V-0 grade fire retardant.
- Bottom epoxy sealed to ensure free of flux immersion during wave soldering.
- Contact wiping on make and break.
- Gold, Silver, or Tin plated contacts to ensure low contact resistance and long operation life.
- Ideal for data processing, communications, remote controls and burglar alarm system use, where manual programming required.

APPLICATIONS

- Numerical setting for computer terminal equipment
- Price setting for vending machines
- Programming for game machines
- Programming for industrial equipment and measuring instruments

SPECIFICATIONS

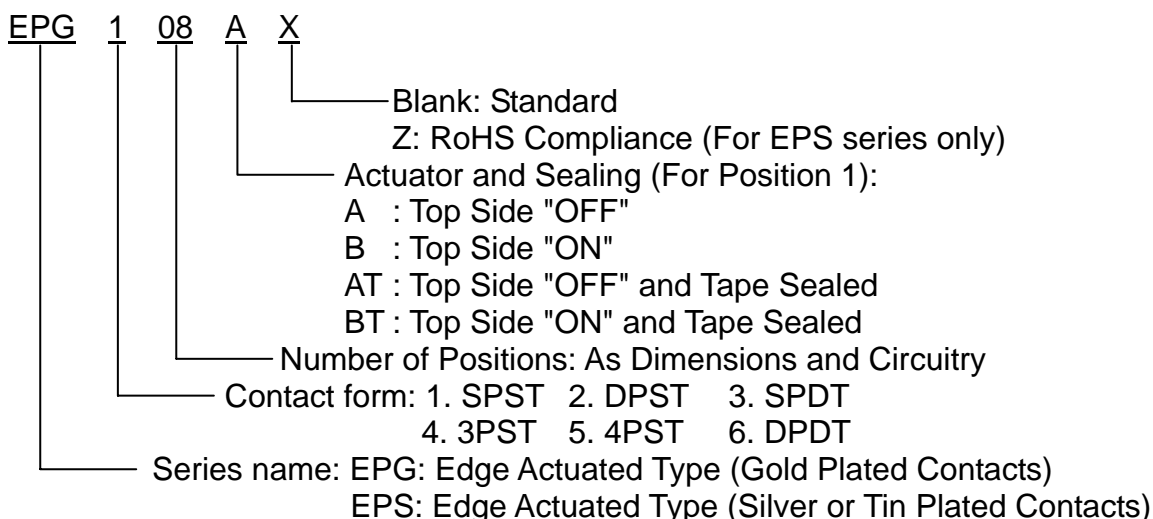
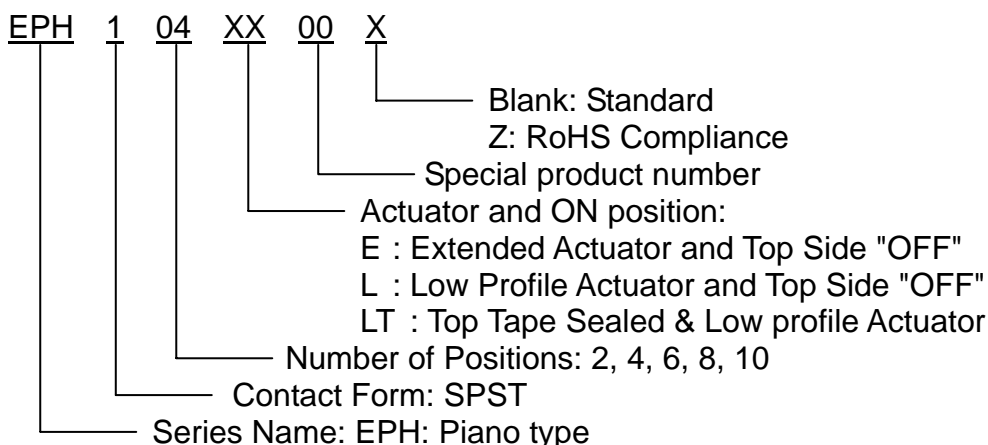
1.ELECTRICAL

● Contact rating	
Switching	25mA, 24VDC
Non-switching	100mA
● Contact resistance (After life test)	100m Max.
● Insulation resistance	1000M Min. at 100VDC
● Dielectric strength	500VDC Min. for 60seconds
● Leakage Current	2mA Max.
● Capacitance between adjacent switches 5pF Max.	

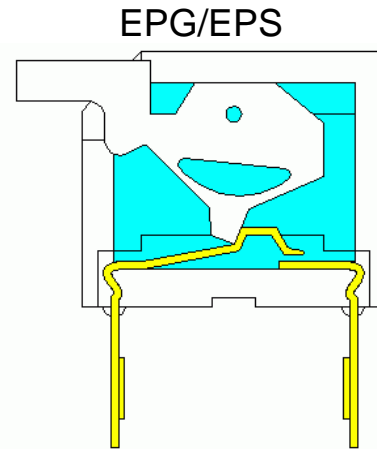
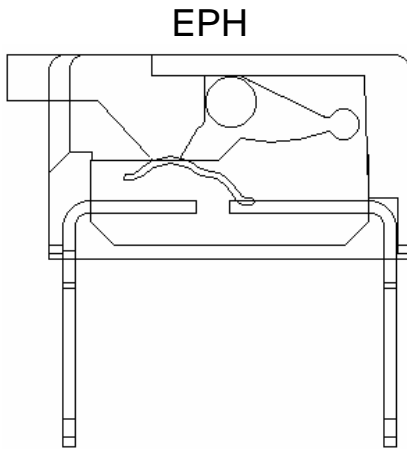
2.MECHANICAL AND ENVIRONMENTAL

● Temperature rating	
Operating	-25 to +70
Storage	-40 to +85
● Operation force	800g Max.
● Mechanical life	1000 operations
● Humidity	95 % RH, 40 for 96 Hrs.
● Vibration	10 to 55 Hz for 6 Hrs.
● Solderability	After flux 230±5 for 5±0.5 seconds, 95 % coverage
● Soldering heat	After 260±5 for 5±1 sec. shall have no deterioration

PART NUMBERING SYSTEM




CONSTRUCTION



OPTIONS

1. Special top or side marking available
2. Blue or black body color
3. Normal "ON" (top side "ON") available



EPHxxxLT



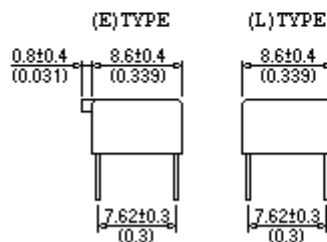
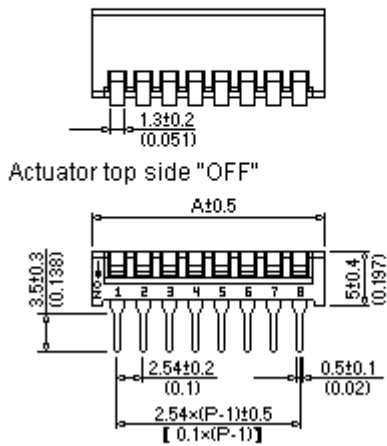
EPGxxxxT



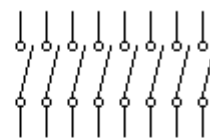
DIMENSIONS AND CIRCUITRY

DIMENSION A		EPH				
Positions	2	4	6	8	10	
A	6.5 (0.256)	11.6 (0.457)	16.7 (0.657)	21.7 (0.854)	26.7 (1.051)	

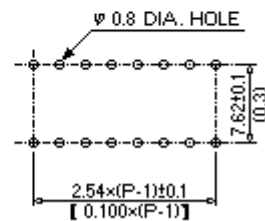
Unit:mm(inch)



CIRCUIT DIAGRAM



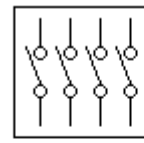
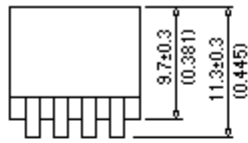

P.C.B. LAYOUT
(TOP VIEW)



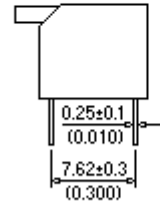
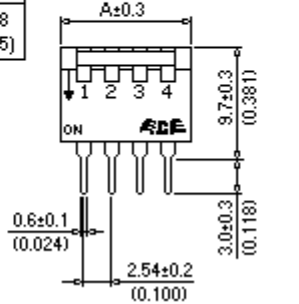
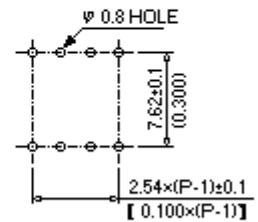
DIMENSION A EPG/EPS SPST

Positions	2	3	4	5	6
A	6.7 (0.264)	9.2 (0.362)	11.7 (0.461)	14.2 (0.559)	16.7 (0.657)
Positions	7	8	9	10	12
A	19.2 (0.756)	21.7 (0.854)	24.4 (0.953)	26.7 (1.05)	31.8 (1.25)

Unit:mm(inch)



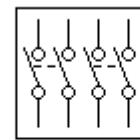
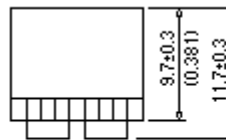

P.C.B. LAYOUT (TOP VIEW)



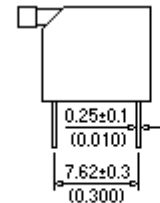
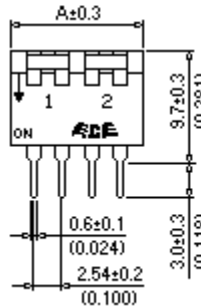
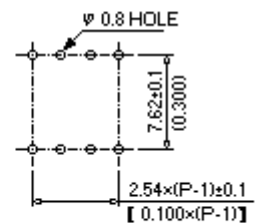
DIMENSION A EPG/EPS DPST

Positions	1	2	3	4	5	6
A	6.7 (0.264)	11.7 (0.461)	16.7 (0.657)	21.7 (0.854)	26.7 (1.05)	31.8 (1.25)

Unit:mm(inch)



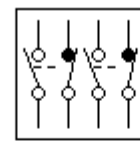
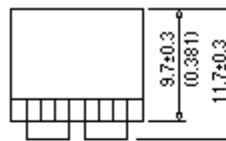

P.C.B. LAYOUT (TOP VIEW)



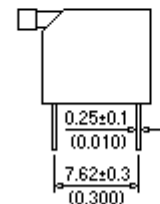
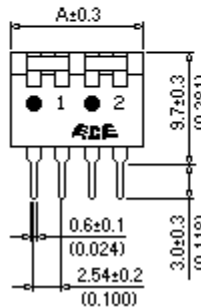
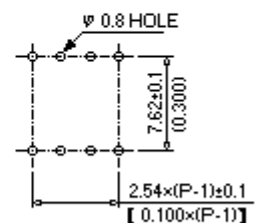
DIMENSION A EPG/EPS SPDT

Positions	1	2	3	4	5	6
A	6.7 (0.264)	11.7 (0.461)	16.7 (0.657)	21.7 (0.854)	26.7 (1.05)	31.8 (1.25)

Unit:mm(inch)



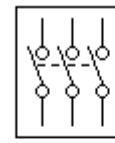
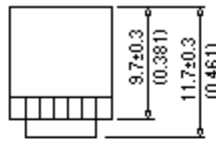

P.C.B. LAYOUT (TOP VIEW)



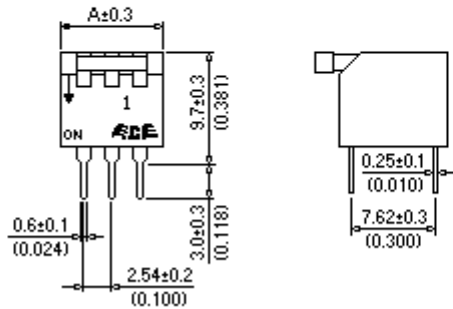
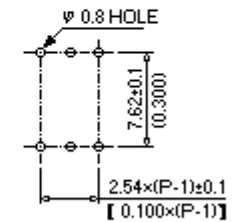
DIMENSION A EPG/EPS 3PST

Positions	1	2	3	4
A	9.2 (0.362)	16.7 (0.657)	24.2 (0.953)	31.8 (1.25)

Unit:mm(inch)



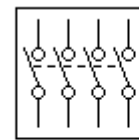
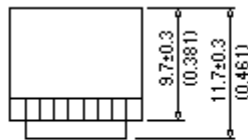

P.C.B. LAYOUT (TOP VIEW)



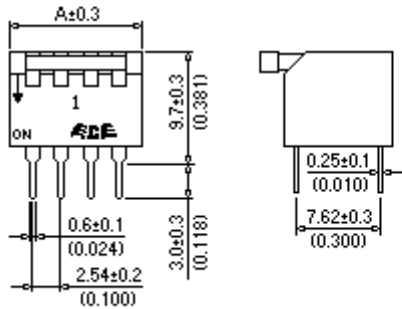
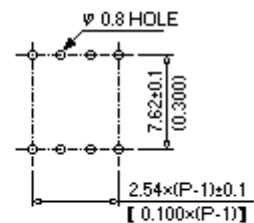
DIMENSION A EPG/EPS 4PST

Positions	1	2	3
A	11.7 (0.461)	21.7 (0.854)	31.8 (1.25)

Unit:mm(inch)



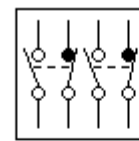
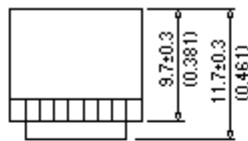

P.C.B. LAYOUT (TOP VIEW)



DIMENSION A EPG/EPS DPDT

Positions	1	2	3
A	11.7 (0.461)	21.7 (0.854)	31.8 (1.25)

Unit:mm(inch)



P.C.B. LAYOUT (TOP VIEW)

