



Metallized polyester film capacitors

BG range - 10 mm to 27.5 mm pitch



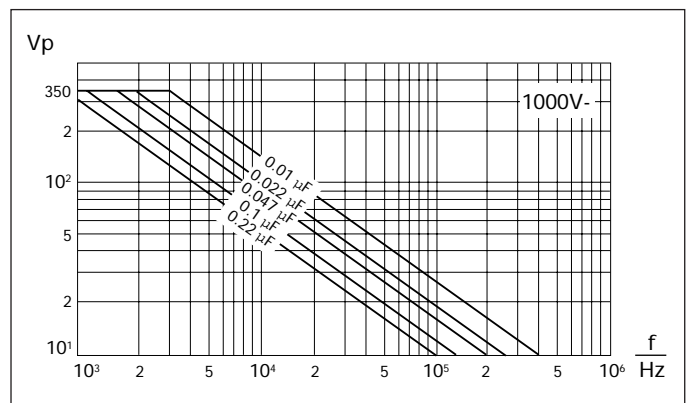
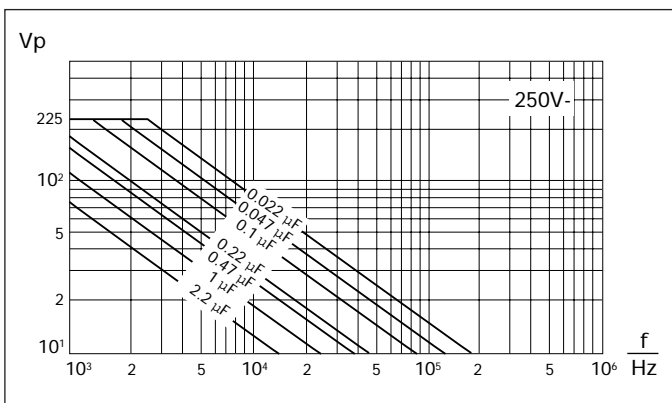
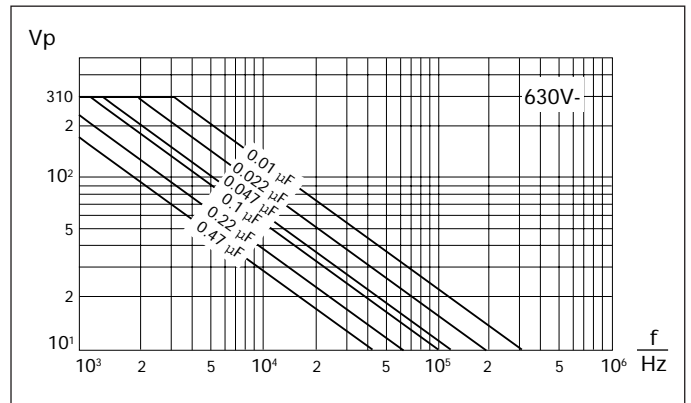
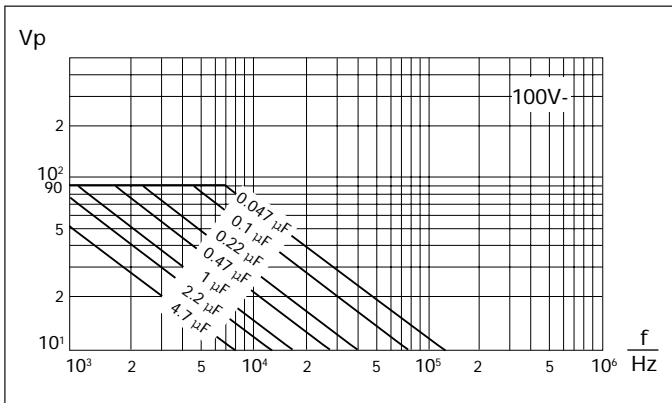
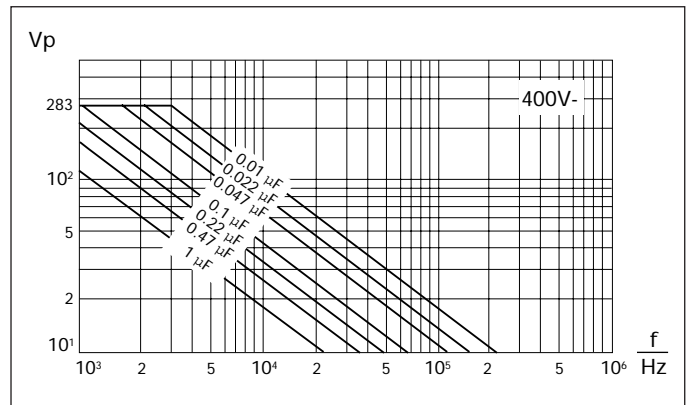
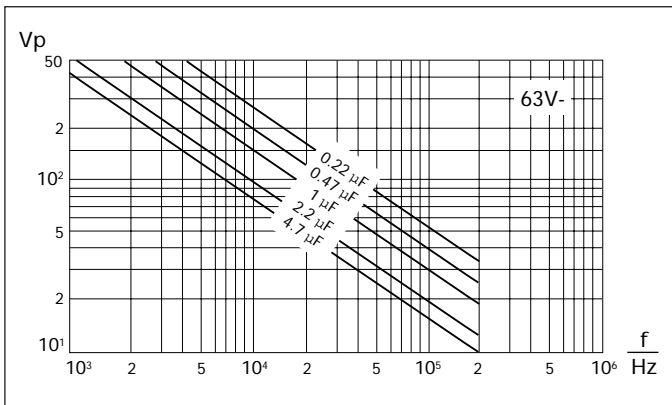
Contents

Characteristics of the metallized polyester film capacitor	p. 2
Boxed metallized polyester capacitor BG serie range	p. 4
Packaging	p. 6
How to order	p. 7
Worldwide sales offices	p. 8

As we are anxious that our customers should benefit from the latest developments in the technology and standards. TPC reserves the right to modify the characteristics published in this brochure.

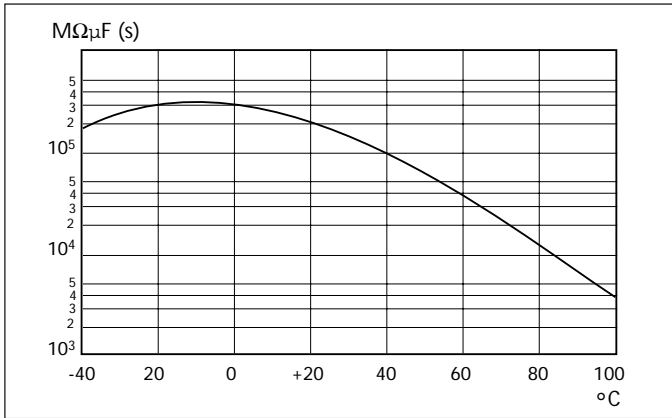
Characteristics of the metallized polyester film capacitor

Characteristic curves Voltage versus frequency

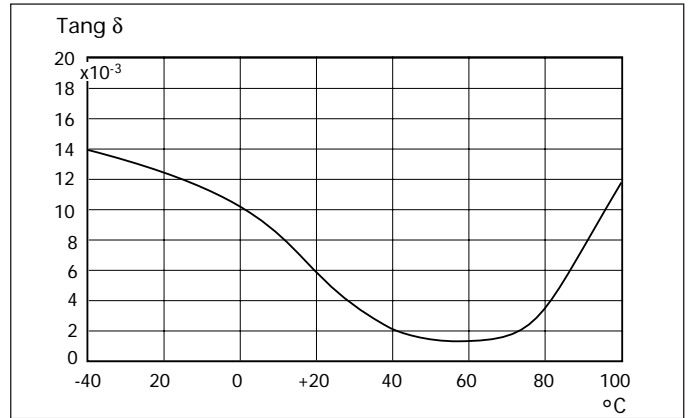


$$\text{Peak voltage (Vp)} = \frac{\text{Voltage peak to peak (Vp-p)}}{2}$$

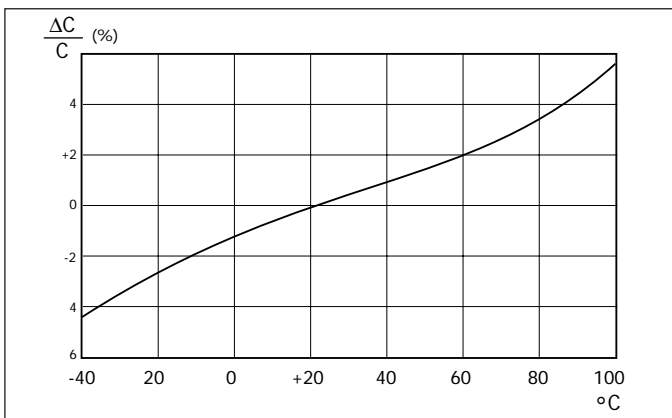
Characteristic curves



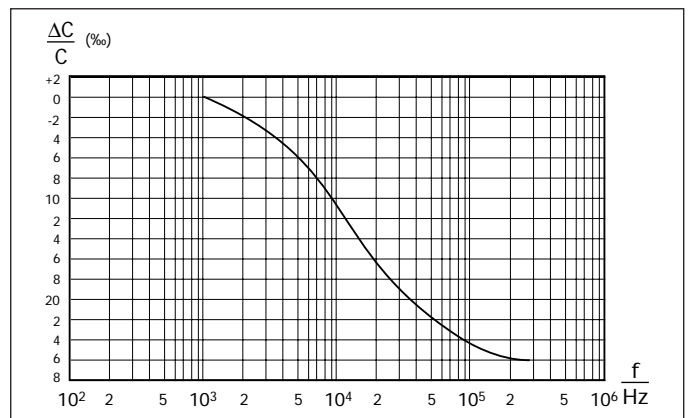
Insulation resistance versus temperature



Dissipation factor versus - temperature



Capacitance versus temperature



Capacitance versus frequency

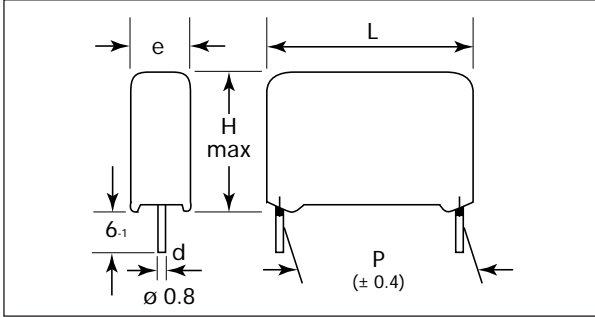
BG Serie range

Pitch 10 / 15 / 22.5 / 27.5

Capacitance	63 V DC / 40 V AC				100 V DC / 63 V AC				250 V DC / 160 V AC				
	e	H	L	P	e	H	L	P	e	H	L	P	
1 nF													
1,5 nF													
2,2 nF													
3,3 nF													
4,7 nF													
6,8 nF													
0,01 µF													
0,015 µF													
0,022 µF													
0,033 µF													
0,033 µF										4.0	9.0	13.0	
0,047 µF													
0,047 µF										4.0	9.0	13.0	
0,068 µF													
0,068 µF					4.0	9.0	13.0	10.0		4.0	9.0	13.0	
0,1 µF										6.0	11.0	13.0	
0,1 µF					4.0	9.0	13.0	10.0		5.5	10.5	18.0	
0,15 µF										6.0	11.0	13.0	
0,15 µF					4.0	9.0	13.0	10.0		5.5	10.5	18.0	
0,22 µF										6.0	11.0	13.0	
0,22 µF					4.0	9.0	13.0	10.0		5.5	10.5	18.0	
0,33 µF					6.0	11.0	13.0	10.0		7.0	14.0	13.0	
0,33 µF	4.0	9.0	13.0	10.0	5.5	10.5	18.0	15.0	7.0	12.5	18.0		
0,47 µF					6.0	11.0	13.0	10.0		7.0	12.5	18.0	
0,47 µF	4.0	9.0	13.0	10.0	5.5	10.5	18.0	15.0	7.0	15.0	25.5		
0,68 µF	6.0	11.0	13.0	10.0	7.0	14.0	13.0	10.0	7.0	12.5	18.0		
0,68 µF	5.5	10.5	18.0	15.0	5.5	10.5	18.0	15.0	7.0	15.0	25.5		
1 µF	6.0	11.0	13.0	10.0	7.0	14.0	13.0	10.0	9.0	14.5	18.0		
1 µF	5.5	10.5	18.0	15.0	5.5	10.5	18.0	15.0	8.5	16.5	25.5		
1,5 µF	7.0	14.0	13.0	10.0	7.0	12.5	18.0	15.0	8.5	16.5	25.5		
1,5 µF	5.5	10.5	18.0	15.0	7.0	15.0	25.5	22.5	11.0	20.0	32.0		
2,2 µF	7.0	14.0	13.0	10.0	7.0	12.5	18.0	15.0	10.0	19.5	25.5		
2,2 µF	7.0	12.5	18.0	15.0	8.5	16.5	25.5	22.5	11.0	20.0	32.0		
3,3 µF	7.0	12.5	18.0	15.0	9.0	14.5	18.0	15.0					
3,3 µF	7.0	15.0	25.5	22.5	10.0	19.5	25.5	22.5	14.0	25.0	32.0		
4,7 µF	9.0	14.5	18.0	15.0	8.5	16.5	25.5	22.5					
4,7 µF	8.5	16.5	25.5	22.5	11.0	20.0	32.0	27.5	14.0	25.0	32.0		
6,8 µF					10.0	19.5	25.5	22.5					
6,8 µF	10.0	19.5	25.5	22.5	11.0	20.0	32.0	27.5					
10 µF	10.0	19.5	25.5	22.5									
10 µF	11.0	20.0	32.0	27.5	14.0	25.0	32.0	27.5					
15 µF	14.0	25.0	32.0	27.5									
22 µF	14.0	25.0	32.0	27.5									

Dimensions max. in mm

General characteristics - BG Serie



- Protection : Plastic casing epoxy resin sealed flame retardant case (UL 94 Vo)
- Temperature range : - 55°C to + 100°C
- Climatic category : 55/100/56
- Voltage range : 63 V DC to 1000 V DC
- Capacitance range : 1 nF to 22 μ F
Tolerance : $\pm 5\%$, $\pm 10\%$, $\pm 20\%$

P	400 V DC / 200 V AC				630 V DC / 220 V AC				1000 V DC / 250 V AC				
	e	H	L	P	e	H	L	P	e	H	L	P	
										4.0	9.0	13.0	10.0
										4.0	9.0	13.0	10.0
										4.0	9.0	13.0	10.0
										4.0	9.0	13.0	10.0
					4.0	9.0	13.0	10.0	4.0	9.0	13.0	10.0	
					4.0	9.0	13.0	10.0	6.0	11.0	13.0	10.0	
					4.0	9.0	13.0	10.0	5.5	10.5	18.0	15.0	
	4.0	9.0	13.0	10.0	6.0	11.0	13.0	10.0	5.5	10.5	18.0	15.0	
	4.0	9.0	13.0	10.0	6.0	11.0	13.0	10.0	7.0	12.5	18.0	15.0	
					6.0	11.0	13.0	10.0					
10.0	4.0	9.0	13.0	10.0	5.5	10.5	18.0	15.0	7.0	15.0	25.5	22.5	
	6.0	11.0	13.0	10.0	7.0	14.0	13.0	10.0					
10.0	5.5	10.5	18.0	15.0	7.0	12.5	18.0	15.0	7.0	15.0	25.5	22.5	
	6.0	11.0	13.0	10.0	7.0	14.0	13.0	10.0					
10.0	5.5	10.5	18.0	15.0	7.0	12.5	18.0	15.0	7.0	15.0	25.5	22.5	
10.0	6.0	11.0	13.0	10.0	7.0	12.5	18.0	15.0					
15.0	5.5	10.5	18.0	15.0	7.0	15.0	25.5	22.5	8.5	16.5	25.5	22.5	
10.0	7.0	14.0	13.0	10.0	9.0	14.5	18.0	15.0					
15.0	5.5	10.5	18.0	15.0	7.0	15.0	25.5	22.5	11.0	20.0	32.0	27.5	
10.0	7.0	12.5	18.0	15.0	9.0	14.5	18.0	15.0					
15.0	7.0	15.0	25.5	22.5	8.5	16.5	25.5	22.5	11.0	20.0	32.0	27.5	
10.0	9.0	14.5	18.0	15.0	10.0	19.5	25.5	22.5					
15.0	7.0	15.0	25.5	22.5	11.0	20.0	32.0	27.5	14.0	25.0	32.0	27.5	
15.0	9.0	14.5	18.0	15.0									
22.5	8.5	16.5	25.5	22.5	11.0	20.0	32.0	27.5	14.0	25.0	32.0	27.5	
15.0	7.0	15.0	25.5	22.5									
22.5	11.0	20.0	32.0	27.5	14.0	25.0	32.0	27.5					
15.0	8.5	16.5	25.5	22.5									
22.5	11.0	20.0	32.0	27.5	14.0	25.0	32.0	27.5					
22.5	10.0	19.5	25.5	22.5									
27.5	11.0	20.0	32.0	27.5									
22.5													
27.5	14.0	25.0	32.0	27.5									
27.5													
27.5													

Dimensions max. in mm

Packaging - BG Serie

Bulk

Pitch (mm)	Dimensions (mm)	Quantity
10	4 x 9 x 13	2200
	6 x 11 x 13	1200
	7 x 14 x 13	800
15	5.5 x 10.5 x 18	1000
	9 x 14.5 x 18	400
	7 x 12.5 x 18	700
22.5	7 x 15 x 25.5	400
	8.5 x 16.5 x 25.5	300
	10 x 19.5 x 25.5	250
27.5	11 x 20 x 32	150
	14 x 25 x 32	100

Marking

Logo Thomson-CSF

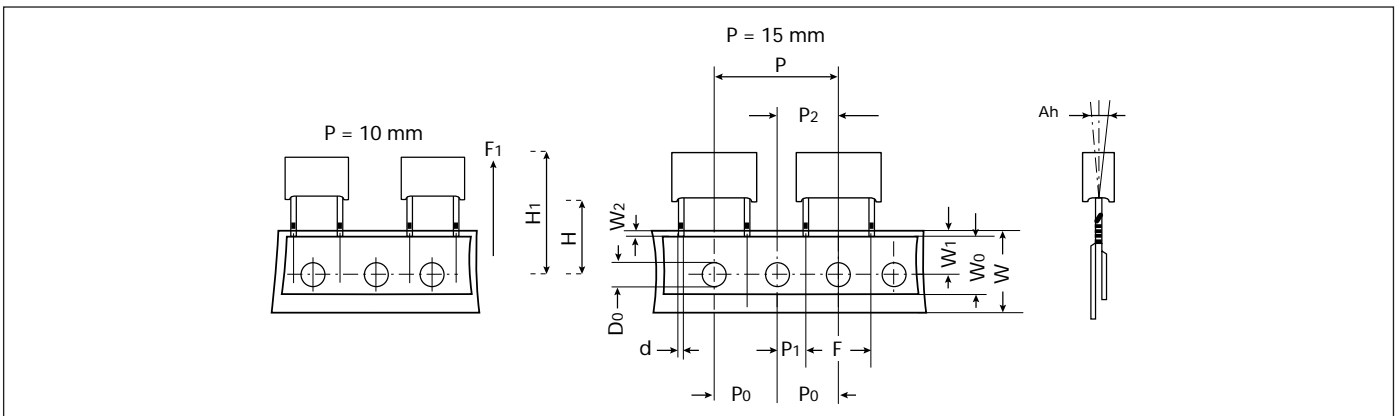


Capacitance

Voltage

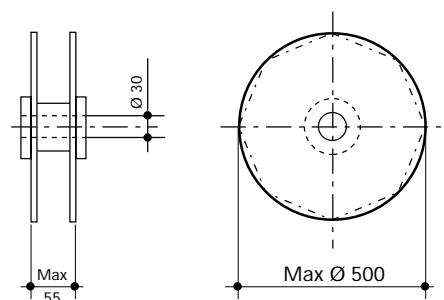
Tolerance

Reel



Symbol	Dimensions (mm)		
	P = 10	P = 15	Tol
d	0.6	0.8	± 0.05
P ₁	7.7	5.2	± 0.7
P ₂	12.7	12.7	± 1
F	10	15	+0,6 -0.1
P	25.4	25.4	± 1
P ₀	12.7	12.7	± 0.2
Ah	0	0	± 2
W	18	18	± 0.5
W ₀	15	15	
W ₁	9	9	± 0.5
W ₂	0.5-3	0.5-3	
H	16.0	16.0	± 0.3
	18.5	18.5	± 0.5
H ₁	32	32	
D ₀	4	4	± 0.2

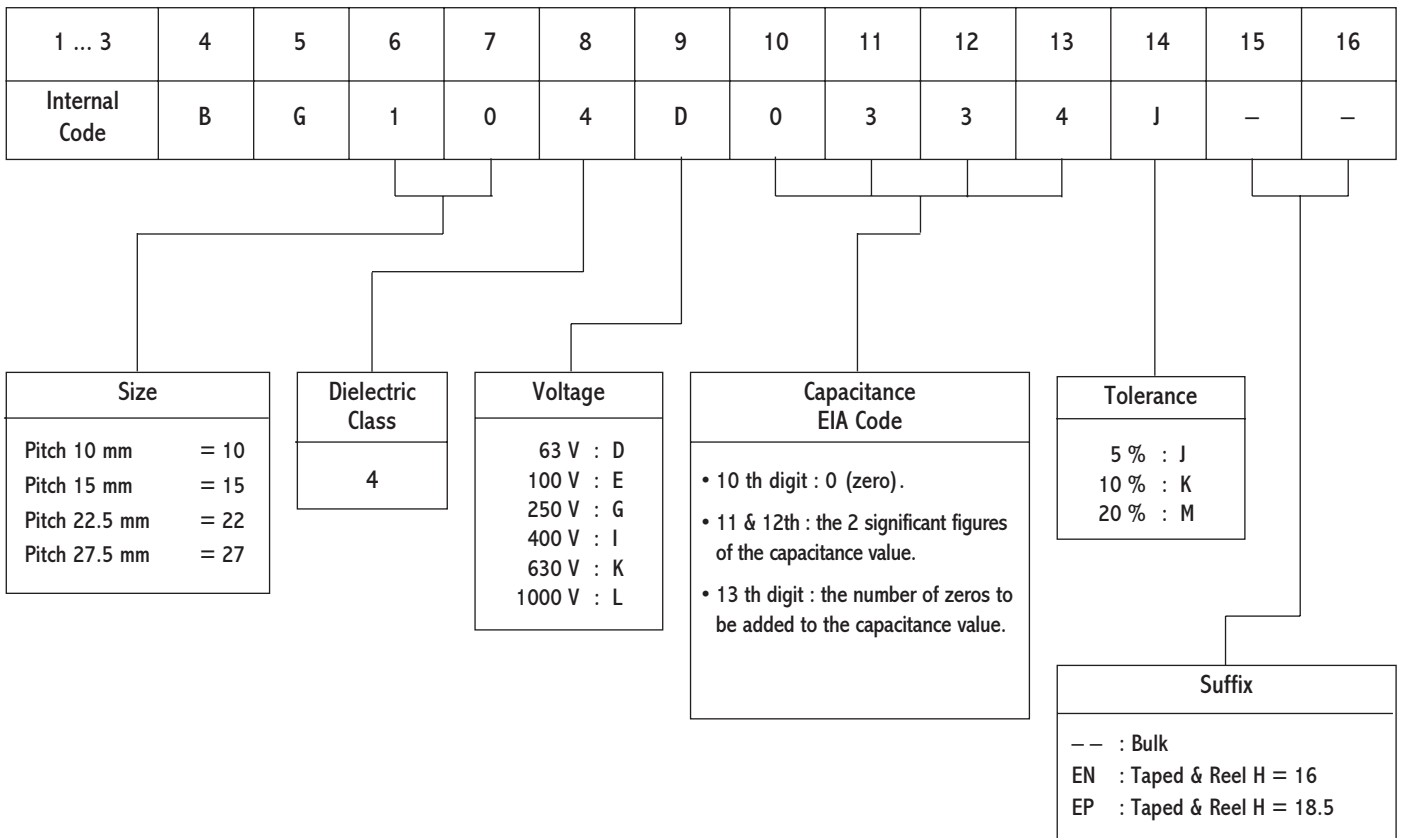
Pitch (mm)	e	Quantity per reel
10	e = 4	1500
	e = 6	1000
	e = 7	900
15	e = 5.5	1100
	e = 7	900
	e = 9	600



How to order - BG Serie

Ordering Code System

Example : Pitch 10 ; 63 V ; 330 nF ; 5 % ; Bulk



Worldwide sales offices

AMERICAS

BRAZIL

THOMSON-CSF PASSIVE COMPONENTS BRAZIL Ltda
Av. Prof. Vicente Rao, 1620
CEP 0436-001
SAO PAULO - BRASIL
Tel. : (5511) 5247713
Fax : (5511) 2473059

USA

THOMSON-CSF PASSIVE COMPONENTS U.S.
2211 - H Distribution Center Drive
CHARLOTTE NC 28269
Tel. : (1 704) 597 0766
Fax : (1 704) 597 0553

EUROPE

BENELUX

THOMSON-CSF PASSIVE COMPONENTS BENELUX
Avenue Louise 363 - B 10
B-1050 BRUXELLES
Tel. : (32 2) 627 03 45
Fax : (32 2) 627 03 33

INT'L SALES HEADQUARTER

France & other countries
THOMSON-CSF PASSIVE COMPONENTS
29, avenue Carnot
91349 MASSY Cedex France
Tel. : (33) 1 69 93 41 41
Fax : (33) 1 69 93 42 90

GERMANY

THOMSON-CSF PASSIVE COMPONENTS
Perchtinger Strasse 3
D-81379 MUNCHEN 70
Tel. : (49 89) 78 79 0
Fax : (49 89) 78 79 145

ITALY

THOMSON-CSF PASSIVE COMPONENTS
Viale Fulvio Testi, 117
20092 CINISELLO BALSAMO (MILANO)
Tel. : (39 2) 660 15 510
Fax : (39) 2) 660 15 677

SPAIN AND PORTUGAL

THOMSON-CSF PASSIVE COMPONENTS
C/Principe de Vergara, 204 - 1° B
28002 MADRID
Tel. : (34) 1 564 02 72
Fax : (34) 1 564 19 40

U.K. AND IRELAND

THOMSON-CSF PASSIVE COMPONENTS
Unit 4 Cartel Business Centre
Stroudley Road
Basingstoke, Hants RG 24 OUG
Tel. : (44) 1256 84 33 23
Fax : (44) 1256 23 172

ASIA

HONG KONG

THOMSON-CSF PASSIVE COMPONENTS ASIA Ltd
81F Rays Industrial Building
71 Hung to Road
Kwun Tong
KOWLOON - HONG KONG
Tel. : (852) 2389 00 22
Fax : (852) 2797 80 81

INDIA

THOMSON-CSF PASSIVE COMPONENTS ASIA Ltd
India Representative Office
C 310 blue cross chambers
Infantry road cross
BANGALORE - 560001 INDIA
Tel. : (91 80) 555 0566
Fax : (91 80) 555-0566

SINGAPORE


THOMSON-CSF PASSIVE COMPONENTS SINGAPORE Pte Ltd
171 Kallang Way n° 03-08
Kolam Ayer Industrial Park
SINGAPORE 349250
Tel. : (65) 741 90 88
Fax : (65) 741 92 88

TAIWAN

THOMSON-CSF PASSIVE COMPONENTS TAIWAN Ltd
12 F n° 149-16, Sec. 2
Keelung Road, Taipei 110
TAIWAN ROC
Tel. : (8862) 378 6792
Fax : (8862) 736 2142

AUSTRALIA

THOMSON-CSF PASSIVE COMPONENTS ASIA Ltd
9 Deakin Street
West Ryde
NSW 2114, AUSTRALIA
Tel. : (612) 874 04 74
Fax : (612) 874 04 74



*"Specifications mentioned in this publication
are subject to change without notice"*