

## **SPECIFICATION FOR COTCO LED LAMP**

Document No: SPE/LO494PPG4-B0G-A3  
Model No : LO494PPG4-B0G-A3  
Rev. No: 02  
Date: 2005-06-27

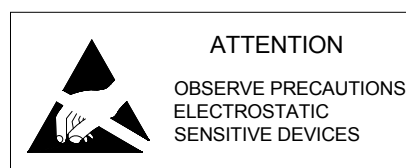
Description:

100 Degree Oval LED Lamp in Pure Green Color with  
Tinted Diffused Lens and Stopper

Dice Material: InGaN

Confirmed  
by Customer: \_\_\_\_\_

Date: \_\_\_\_\_



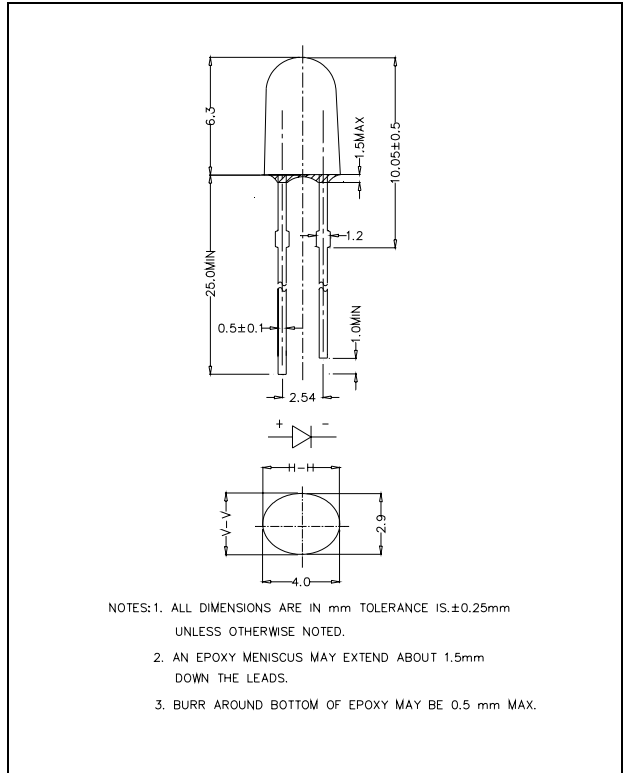
**Applications:**

- Full Color Display

**Absolute Maximum Ratings at Ta = 25°C**

Items	Symbol	Absolute maximum Rating	Unit
Forward Current	$I_F$	25	mA
Peak Forward Current*	$I_{FP}$	100	mA
Reverse Voltage	$V_R$	5	V
Power Dissipation	$P_D$	100	mW
Operation Temperature	$T_{opr}$	-40 ~ +95	°C
Storage Temperature	$T_{stg}$	-40 ~ +100	°C
Lead Soldering Temperature	$T_{sol}$	Max.260°C for 3 sec Max. (3mm from the base of the epoxy bulb)	

**Dimension Drawing**



\*pulse width <=0.1msec duty <=1/10

**Typical Electrical & Optical Characteristics ( Ta = 25°C)**

Items	Symbol	Condition	Min.	Typ.	Max.	Unit
Forward Voltage	$V_F$	$I_F = 20mA$	---	3.4	4.0	V
Reverse Current	$I_R$	$V_R = 5V$	---	---	100	μA
Dominant Wavelength	$\lambda_D$	$I_F = 20mA$	520	527	535	nm
Luminous Intensity	$I_V$	$I_F = 20mA$	770	1200	---	mcd
50% Power Angle	$2\theta_{\frac{1}{2}H-H}$	$I_F = 20mA$	---	100	---	deg
	$2\theta_{\frac{1}{2}V-V}$	$I_F = 20mA$	---	50	---	deg

**Standard bins for LO494PPG4-B0G-A3 ( $I_F = 20\text{mA}$ ):**

Lamps are sorted to Luminous Intensity –  $I_V$  & Dominant Wavelength –  $\lambda_D$  bins shown.

Orders for LO494PPG4-B0G-A3 may be filled with any or all bins contained as below.

All Luminous Intensity –  $I_V$  & Dominant Wavelength –  $\lambda_D$  values shown and specified are at  $I_F = 20\text{mA}$ .

\* **S+**

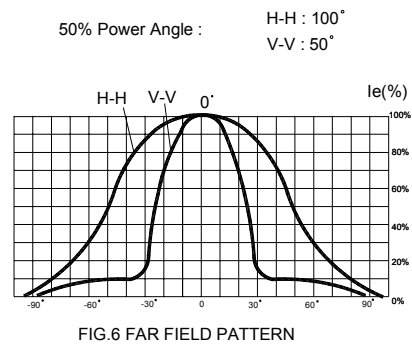
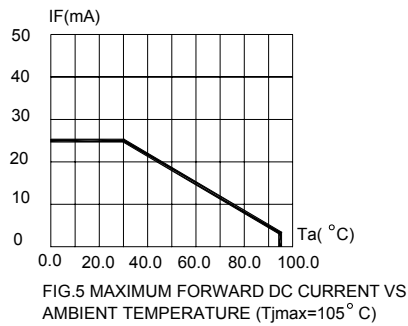
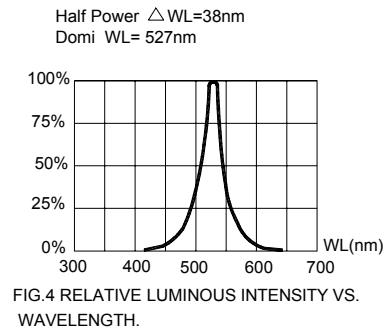
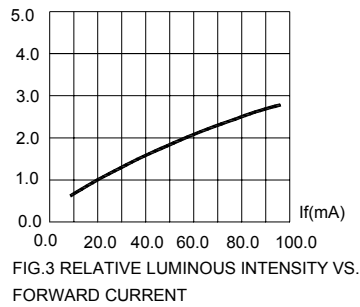
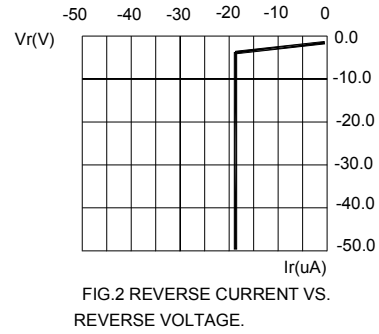
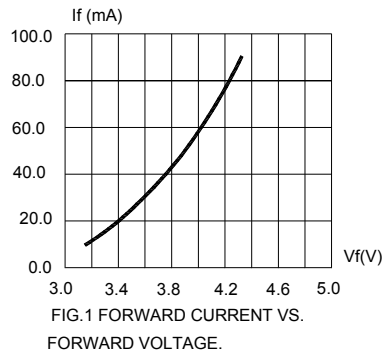


\* S+ indicates Luminous Intensity is at S bin or above.

**Important Notes:**

- 1) All ranks will be included per delivery; rank ratio will be based on the Dices distribution.
- 2) Pb content <1000PPM.
- 3) Tolerance of measurement of luminous intensity is  $\pm 15\%$ .
- 4) Tolerance of measurement of dominant wavelength is  $\pm 1\text{nm}$ .
- 5) Tolerance of measurement of  $V_f$  is  $\pm 0.05\text{ V}$ .
- 6) Packaging methods are available for selection, Please refer to PACKAGING STANDARD.
- 7) Please refer to LED LAMP RELIABILITY TEST STANDARD for reliability test conditions.
- 8) Please refer to APPLICATION NOTES for Application.

## Graphs



Items	Signatures	Date
Prepared by	LiuZM	2005-06-27
Checked by	MaJF	2005-06-27
Approved by	David	2005-06-27
FCN#	FCN20050208	

Revision History		
Rev. No	Date	Change Description
02	2005-06-27	Release. IV(typ)1100 to 1200mcd.

Data is subject to change without prior notice; please refer to COTCO Website for the latest version.

Copyright©2002 Cotco International Ltd.