SERIES 350

Terminal Blocks For PC-Boards
Machined Type Insert

Front Wire Inlet Type - Screw On Top
Spacing 3.5mm or 7.0mm
Height Over PC-Board 8.5mm

350-031-12

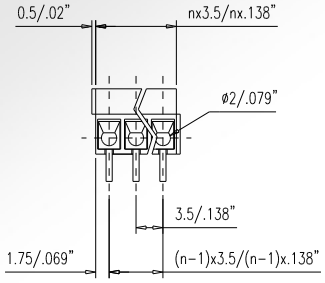

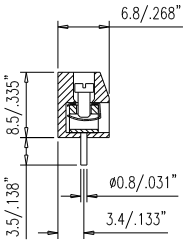

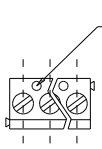

Recommended P.C.B. Holes diameter : ø1.2mm to ø1.4mm
n= number of contacts

** To avoid accumulated tolerance-variations of Terminal-Blocks to PC-Board spacing, limit the number of contacts to not more than 24 contacts per row.



350-031-12

Technical Data

Material

Contact: (metal housing)	Brass (Cu Zn) Cu/Ni, tin plated
Terminal screw:	Steel galvanized and chromatized
Wire guard:	Cu Sn 6
Surface of solder tail:	Tin plated
Insulator body: (housing)	Poly Carbonate, PC (UL94 V-2)

Electrical

Current rating:	10 Amp
Resistance to tracking:	5MΩ
Dielectric strength:	2000V
Insulation withstands voltage:	AC 1500V/Min
Rated voltage:	250V
Rated cross section:	1.0mm²
Rated cross range With wire guard:	0.5mm²
Without wire guard:	1.0mm²
Conductor size:	0.5 to 4mm²
AWG:	22 - 18
Stripping length:	4 - 5mm

Mechanical

Operating temperature:	-30°C to + 120°C
Short time peak temperature:	+200°C max

HOW TO ORDER : 3 5 0 — X X X — X X

- Series No.: 350
- No. of Pole: XX
- Pitch: X
  - 1 3.5mm
  - 2 7.0mm
- Wire Guard: X
  - 1 With
  - 2 Without
- Color: X
  - 1 Grey
  - 2 Blue
  - 3 Black

All specification changes without prior notice