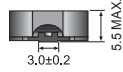


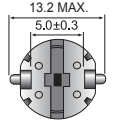
SMD Power Inductor SC/SCD Series

SPECIFICATIONS

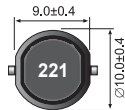
SC75F Series



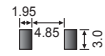
Side View



Bottom View



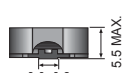
Top View



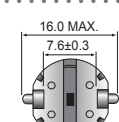
Pad View

Part Number	Inductance (μH)	DC Resistance (Ω) Max.	Rated Current (A) Max.
SC75F-100	10	0.05	2.30
SC75F-220	22	0.09	1.50
SC75F-470	47	0.15	1.30
SC75F-101	100	0.34	0.85
SC75F-221	220	0.77	0.60
SC75F-331	330	1.01	0.55
SC75F-471	470	1.57	0.40

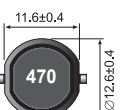
SC105F Series



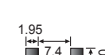
Side View



Bottom View



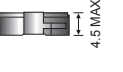
Top View



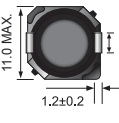
Pad View

SC105F-100	10	0.06	3.80
SC105F-150	15	0.054	3.30
SC105F-330	33	0.11	2.20
SC105F-680	68	0.18	1.60
SC105F-151	150	0.38	1.10
SC105F-331	330	0.92	0.70
SC105F-681	680	1.80	0.55
SC105F-821	820	2.04	0.45

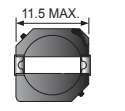
SCD103 Series



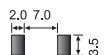
Side View



Bottom View



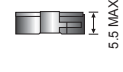
Top View



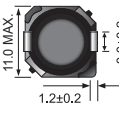
Pad View

SCD103-100	10	0.045	4.40
SCD103-220	22	0.118	2.70
SCD103-680	68	0.270	1.70
SCD103-151	150	0.500	1.10
SCD103-471	470	1.500	0.62
SCD103-681	680	2.100	0.52
SCD103-102	1000	3.300	0.42
SCD103-222	2200	6.700	0.25

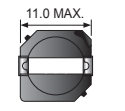
SCD105 Series



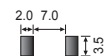
Side View



Bottom View



Top View



Pad View

SCD105-100	10	0.032	4.45
SCD105-180	18	0.055	3.20
SCD105-390	39	0.11	1.80
SCD105-680	68	0.22	1.50
SCD105-121	120	0.30	1.10
SCD105-221	220	0.56	0.84
SCD105-391	390	0.95	0.65
SCD105-681	680	1.45	0.45
SCD105-102	1000	2.47	0.35

Inductance Tolerance: K=±10%, L=±15%, M=±20%